

Adam Securities Limited
Financial Statements
For the year ended June 30, 2017

Adam Securities Limited

Financial Statements

Index

<u>Contents</u>	<u>Pages</u>
Directors' Report	1
Auditor's Report	2-3
Balance Sheet	4
Profit & Loss accounts	5
Statement of Comprehensive Income	6
Cash Flow Statements	7
Statements of Change in Equity	8
Notes to the Accounts	9 to 32

DIRECTORS' REPORT

The Directors take pleasure in presenting their report together with the annual financial statements of the Company for the year June 30, 2017 together with auditors report.

PERFORMANCE REVIEW

During the year under review Divestment Committee of the Exchange had issued an invitation for Expression of Interest for acquiring equity stake in PSX. Thereafter, bids were submitted by interested parties and as a result of bidding process, share price of Rs. 28/share has been offered by the successful investor. Sale proceeds of 40% shares sold, after retaining 10% of sale price for one year to settle any outstanding liabilities of PSX in terms of Share Purchase Agreement (SPA), have been credited to respective TRE Certificate holders. Furthermore, in June, PSX offered Initial Public Offering (IPO) in which the Company disposed-off additional 801,477 shares (i.e. 20% stake) at a price of Rs. 28 per share. On June 23, 2017 SECP approved PSX's application for listing and thereafter, the shares were successfully listed on June 29, 2017.

Due to above transaction company has earned handsome capital gain and thus earning per share and liquidity have been improved to satisfactory level. The working results of the company for the financial year are given as under:

OPERATIONAL RESULTS

	Rupees
Operating revenue	175,912,749
Operating expenses	(103,814,475)
Operating profit	72,098,273
Other charges	-
Other income	41,024,835
Profit before tax	113,123,108
Tax	(26,894,893)
Profit after tax	86,228,215

DIVIDEND

The Directors do not recommended any dividend during the year due to anticipated working capital requirements during next financial year.

EARNINGS PER SHARE

Earnings per share for the year ended June 30, 2017 was Rs. **3.45**

FUTURE PROSPECTS

Due to improvement in economic indicators political stability and better law and order situation, the future of capital market is also bright. The directors are hopeful that the future profitability of the company will be increased.

AUDITORS

The auditors of the company Nasir Javaid Maqsood Imran Chartered Accountants have retired and are eligible for reappointment for the ensuing year.

PATTERN OF SHAREHOLDING

Statement of pattern of shareholding as on June 30, 2017 prepared in accordance with the requirements of Code of Corporate Governance, is annexed.

On behalf of the board

Karachi: **06 OCT 2017**
Dated:


Chief Executive

AUDITORS' REPORT TO THE MEMBERS

We have audited the annexed balance sheet of **Adam Securities Limited** as at **June 30, 2017** and the related profit and loss account, statement of comprehensive income, cash flow statement and statement of changes in equity together with the notes forming part thereof, for the year then ended and we state that we have obtained all the information and explanations which, to the best of our knowledge and belief, were necessary for the purposes of our audit.

It is the responsibility of the company's management to establish and maintain a system of internal control, and prepare and present the above said statements in conformity with the approved accounting standards and the requirements of the Companies Ordinance, 1984. Our responsibility is to express an opinion on these statements based on our audit.

We conducted our audit in accordance with the auditing standards as applicable in Pakistan. These standards require that we plan and perform the audit to obtain reasonable assurance about whether the above said statements are free of any material misstatement. An audit includes examining, on a test basis, evidence supporting the amounts and disclosures in the above said statements. An audit also includes assessing the accounting policies and significant estimates made by management, as well as, evaluating the overall presentation of the above said statements. We believe that our audit provides a reasonable basis for our opinion and, after due verification, we report that;

- (a) in our opinion, proper books of accounts have been kept by the company as required by the Companies Ordinance, 1984;
- (b) in our opinion:
 - (i) the balance sheet and profit and loss account together with the notes thereon have been drawn up in conformity with the Companies Ordinance, 1984, and are in agreement with the books of account and are further in accordance with accounting policies consistently applied.
 - (ii) the expenditure incurred during the year was for the purpose of the company's business; and
 - (iii) the business conducted, investments made and the expenditure incurred during the year were in accordance with the objects of the company;

✓

Other Offices

LAHORE: OFFICE NO. 1102, AL-HAFEEZ HEIGHTS, 65-D/1, GHAFUR ROAD, GULBERG - III, LAHORE.
 Tel: +92(0)42-35754821-22 Email: nasirgulzar@njmi.net

ISLAMABAD: OFFICE NO. 12 & 13, 3RD FLOOR, FAZAL ARCADE, F-11, MARKAZ, ISLAMABAD, PAKISTAN.
 Tel: +9251-2228138, Fax: +9251-2228139, Email: njmiconsultants@gmail.com


A member firm of


CPAAI
 CPA ASSOCIATES INTERNATIONAL

- (c) in our opinion and to the best of our information and according to the explanations given to us, the balance sheet, profit and loss account, statement of comprehensive income, cash flow statement and statement of changes in equity together with the notes forming part thereof conform with approved accounting standards as applicable in Pakistan, and, give the information required by the Companies Ordinance, 1984, in the manner so required and respectively give a true and fair view of the state of the company's affairs as at **June 30, 2017** and of the profit, its cash flows and changes in equity for the year then ended; and
- (d) in our opinion no Zakat was deductible at source under the Zakat and Ushr Ordinance, 1980.

Dated:
Karachi

06 OCT 2017


NASIR JAVAID MAQSOOD IMRAN
Chartered Accountants

Audit Engagement Partner: M. Javaid Qasim

Adam Securities Limited
Balance Sheet
As at June 30, 2017

ASSETS

NON-CURRENT ASSETS

Property and equipment
Intangible assets
Long term investment
Investment property
Long term advances & deposits

CURRENT ASSETS

Trade receivables
Receivables against margin financing
Advances, deposits, pre-payments & other receivables
Short term investments
Cash & bank balances

TOTAL ASSETS

EQUITY AND LIABILITIES

CAPITAL AND RESERVES

Authorized Capital

25,000,000 ordinary shares of Rs. 10/- each

Issued, subscribed and paid-up capital

Capital reserve

Unappropriated profit

Revaluation surplus

Unrealised gain on revaluation of available for sale investments

LIABILITIES

NON-CURRENT LIABILITIES

Long term loan

CURRENT LIABILITIES

Short term running finance

Trade payables

Accrued expenses & other liabilities

CONTINGENCIES AND COMMITMENTS

TOTAL EQUITY AND LIABILITIES

The annexed notes from 1 to 36 form an integral part of these financial statements.


Chief Executive


Director

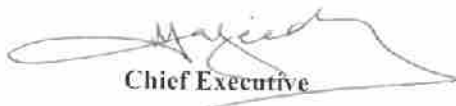
Note	Rupees 2017	Rupees 2016
4	22,441,111	11,529,599
5	5,250,000	10,250,000
6	49,601,015	48,513,580
7	2,418,057	2,686,730
8	25,601,000	7,542,919
	105,311,183	80,522,828
9	218,199,320	314,144,155
10	69,276,609	-
11	429,425,735	133,740,433
12	9,939,138	5,551,520
13	53,754,776	32,610,564
	780,595,578	486,046,672
	885,906,761	566,569,500
	250,000,000	250,000,000
14	250,000,000	250,000,000
	-	31,313,580
	160,368,420	47,826,624
	6,756,743	-
	25,131,735	-
	442,256,897	329,140,204
15	130,000,000	80,000,000
16	20,749,615	39,312,676
	72,415,070	31,423,339
17	220,485,178	86,693,281
	313,649,864	157,429,296
18	-	-
	885,906,761	566,569,500



Adam Securities Limited
Profit & Loss Account
For the year ended June 30, 2017

	Note	Rupees 2017	Rupees 2016
REVENUE			
Operating revenue	19	92,624,212	45,897,444
Capital gain on sale of securities		91,032,777	16,096,574
Loss on remeasurement of investments		(7,744,241)	(283,247)
		<u>175,912,749</u>	<u>61,710,771</u>
Administrative expenses	21	(95,467,624)	(65,079,688)
Finance cost	22	(8,346,852)	(10,679,587)
		<u>(103,814,475)</u>	<u>(75,759,276)</u>
Operating profit / (loss)		<u>72,098,273</u>	<u>(14,048,504)</u>
Other charges	23	-	(291,682)
Other income	24	<u>41,024,835</u>	<u>28,349,352</u>
Profit before taxation		113,123,108	14,009,166
Taxation	25	(26,894,893)	(9,631,474)
Profit after taxation		<u>86,228,215</u>	<u>4,377,692</u>
Earnings per share - basic & diluted	26	<u>3.45</u>	<u>0.18</u>

The annexed notes from 1 to 36 form an integral part of these financial statements.


Chief Executive


Director



Adam Securities Limited
Statement of Comprehensive Income
For the year ended June 30, 2017

Note	Rupees 2017	Rupees 2016
Profit after taxation	86,228,215	4,377,692
Other comprehensive income		
Unrealised gain on revaluation of available for sale investments	25,131,735	-
Total comprehensive income for the year	<u>111,359,950</u>	<u>4,377,692</u>

The annexed notes from 1 to 36 form an integral part of these financial statements.



Chief Executive



Director



Adam Securities Limited
Cash Flow Statement
For the year ended June 30, 2017

Note	Rupees 2017	Rupees 2016
------	----------------	----------------

CASH FLOWS FROM OPERATING ACTIVITIES

Profit before taxation

113,123,108 14,009,166

Add : Items not involved in movement of fund:

Depreciation

Capital gain on sale of securities

Loss on remeasurement of investments

Financial charges

3,213,430	2,474,430
(91,032,777)	(16,096,574)
7,744,241	283,247
8,346,852	10,679,587
(71,728,255)	(2,659,310)

Operating profit before working capital changes

41,394,853 11,349,856

Net change in working capital

(a) 92,055,979 230,427,751

Taxes paid

133,450,833 241,777,607

Financial charges paid

(170,961,819) 54,902,592

Net cash (used in) / generated from operating activities

(10,017,642) (12,006,737)

(47,528,629) 284,673,462

CASH FLOWS FROM INVESTING ACTIVITIES

Proceeds from disposal of shares of Pakistan Stock Exchange Limited

Purchase of property & equipment

Long term deposits

44,393,509	-
(7,099,526)	(2,676,033)
(58,081)	(174,809)
37,235,902	(2,850,842)

Net cash generated from / (used in) operating activities

CASH FLOWS FROM FINANCING ACTIVITIES

Long term loan received

50,000,000	30,000,000
50,000,000	30,000,000

Net cash generated from financing activities

Net increase / (decrease) in cash and cash equivalents

39,707,273 311,822,620

Cash and cash equivalent at beginning of the year

(6,702,112) (318,524,731)

Cash and cash equivalent at end of the year

27 33,005,161 (6,702,112)

(a) Statement of change in Working Capital

(Increase) / decrease in current assets

Trade receivables

Receivables against margin financing

Income tax refundable

Advances, deposits & other receivables

Short term investments

95,944,835	149,915,614
(69,276,609)	-
-	(91,466,061)
(148,299,177)	53,273,578
36,063,441	63,944,662
(85,567,510)	175,667,793

Increase / (decrease) in current Liabilities

Trade payable

Accrued expenses & other liabilities

40,991,731	(19,852,743)
136,631,758	74,612,701
177,623,489	54,759,958
92,055,979	230,427,751

Net working capital changes

The annexed notes from 1 to 36 form an integral part of these financial statements.


Chief Executive


Director




Adam Securities Limited
Statement of Changes in Equity
For the year ended June 30, 2017

	<i>Rupees</i>	<i>Rupees</i>	<i>Rupees</i>	<i>Rupees</i>	<i>Rupees</i>
Issued, subscribed and paid-up capital	Capital reserve	Unappropriated profit/(loss)	Revaluation surplus on office	Unrealised gain on revaluation of available for sale investments	Total
Balance as at June 30, 2015	250,000,000	40,313,580	43,448,932		333,762,512
Impairment loss on TREC	-	(9,000,000)	-		(9,000,000)
Profit after taxation	-	-	4,377,692		4,377,692
Balance as at June 30, 2016	250,000,000	31,313,580	47,826,624	-	329,140,204
Impairment loss on TREC	-	(5,000,000)	-	-	(5,000,000)
Profit after taxation	-	-	86,228,215	-	86,228,215
Unrealised gain on revaluation of available for sale investments	-	-	-	25,131,735	25,131,735
Reversal of capital reserve	-	(26,313,580)	26,313,580	-	-
Revaluation surplus on office	-	-	-	7,507,492	7,507,492
Incremental depreciation	-	-	-	(750,749)	(750,749)
Balance as at June 30, 2017	250,000,000	-	160,368,420	6,756,743	442,256,897

The annexed notes from 1 to 36 form an integral part of these financial statements.


Chief Executive




Director

Adam Securities Limited
Notes to the accounts

1 STATUS AND NATURE OF BUSINESS

Adam Securities Limited (the Company) was incorporated in June 08, 2001 as a private limited company under the Companies Ordinance, 1984. The registered office of the Company is situated at 33, Old Stock Exchange Building, Stock Exchange Road, Karachi, Pakistan. The company is engaged in the business of financial consultancy, brokerage, underwriting and investment counselling. It is a Trading Right Certificate Holder of the Pakistan Stock Exchange Limited (*Formerly Karachi Stock Exchange Limited*).

2 BASIS OF PREPARATION

2.1 Statement of compliance

These financial statements have been prepared in accordance with the Companies Ordinance, 1984 (the Ordinance), directives issued by the Securities and Exchange Commission of Pakistan (SECP) and approved financial reporting standards as applicable in Pakistan. Approved financial reporting standards comprise of such International Financial Reporting Standards (IFRS) issued by the International Accounting Standard Board as are notified under the provisions of the Ordinance. Wherever the requirements of the Ordinance, or the directives issued by the SECP differ with the requirements of these standards, the requirements of the Ordinance or of the said directives have been followed.

2.2 Basis of measurement

These financial statements have been prepared under the historical cost convention, except for derivatives and investments classified as at fair value through profit or loss which are stated at fair value.

2.3 Functional and presentation currency

These financial statements are presented in Pakistan Rupees, which is Company's functional and presentation currency.

2.4 Use of estimates and judgments

The preparation of financial statements in conformity with approved financial reporting standards, as applicable in Pakistan, requires management to make judgments, estimates and assumptions that affect the application of policies and the reported amounts of assets, liabilities, income and expenses.

The estimates and associated assumptions are based on historical experience and various other factors that are believed to be reasonable under the circumstances, the results of which form the basis of making judgments about the carrying values of assets and liabilities that are not readily apparent from other sources. Actual results may differ from these estimates.

The estimates and underlying assumptions are reviewed on an ongoing basis. Revisions to accounting estimates are recognized in the period in which the estimate is revised if the revision affects only that period, or in the period of the revision and future periods if the revision affects both current and future periods.

Adam Securities Limited
Notes to the accounts

2.5 The Company has adopted the following accounting standards and the amendments and interpretation of IFRS which became effective for the current year

Standard or Interpretation

IAS 1 Presentation of Financial Statements - Disclosure Initiative (Amendment)
IAS 7 Statement of Cash Flows - Amendments as result of Disclosure initiative
IAS 16 Property, Plant and Equipment and IAS 38 intangible assets-
Clarification of Acceptable Method of Depreciation and Amortisation (Amendment)
IAS 27 Separate Financial Statements - Equity Method in Separate Financial Statements (Amendment)

Improvements to Accounting Standards Issued by the IASB in September 2014

IFRS 5 Non-current Assets Held for Sale and Discontinued Operations - Changes in methods of disposal
IFRS 7 Financial Instruments: Disclosures - Servicing contracts
IFRS 7 Financial Instruments: Disclosures - Applicability of the offsetting disclosures to condensed interim financial Statements
IAS 19 Employee Benefits - Discount rate: regional market issue
IAS 34 Interim Financial Reporting - Disclosure of Information elsewhere in the interim financial report.
The adoption of the above amendments, improvements to accounting standards and interpretations did not have any effect on the financial statements.

2.6 New accounting standards / amendments and IFRS interpretations that are not yet effective

The following standards, amendments and interpretations with respect to the approved accounting standards as applicable in Pakistan would be effective from the dates mentioned below against the respective standard or interpretation:

	Effective date (annual periods beginning on or after)
IFRS 2 Share-based Payments-Classification and Measurement Of Share-based Payments Transactions (Amendments)	January 01, 2018
IAS 28 Investments in Associates and Joint Ventures - Amendments resulting from Annual Improvements 2014 - 2016 cycle (clarifying certain fair value measurements).	January 01, 2018
IAS 40 Investment Property: Transfers of Investment Property (Amendments)	January 01, 2018
IFRIC 22 Foreign Currency Transactions and Advance Consideration	January 01, 2018
IFRIC 23 Uncertainty over Income Tax Treatments	January 01, 2019

The above standards and amendments are not expected to have any material impact on the Company's financial statements in the period of initial application.

In addition to the above standards and amendments, improvements to various accounting standards have also been issued by the IASB in December 2016. Such improvements are generally effective for accounting periods beginning on or after January 01, 2017. The Company expects that such improvements to the standards will not have any impact on the Company's financial statements in the period of initial application.

Adam Securities Limited
Notes to the accounts

Further, following new standards have been issued by IASB which are yet to be notified by the SECP for the purpose of applicability in Pakistan.

Standard	IASB Effective date (annual periods beginning on or after)
IFRS 9 - Financial Instruments: Classification and Measurement	January 01, 2018
IFRS 14 - Regulatory Deferral Accounts	January 01, 2016
IFRS 15 - Revenue from Contracts with Customers	January 01, 2018
IFRS 16 - Leases	January 01, 2019
IFRS 17 - Insurance Contracts	January 01, 2021

3 SUMMARY OF SIGNIFICANT ACCOUNTING POLICIES

3.1 Property, plant and equipment

3.1.1 Owned

Items of property, plant and equipment are stated at historical cost less accumulated depreciation and impairment losses, if any. Historical cost includes expenditure that is directly attributable to the acquisition of the asset including borrowing costs.

Where major components of an item of property, plant and equipment have different useful lives, they are accounted for as separate items of property, plant and equipment.

Subsequent costs are included in the carrying amount as appropriate, only when it is probable that future economic benefits associated with the item will flow to the Company and the cost of the item can be measured reliably. The carrying amount of the replaced part is derecognized. All other repairs and maintenance are charged to the profit and loss account during the year in which they are incurred.

Disposal of an item of property, plant and equipment is recognized when significant risks and rewards incidental to ownership have been transferred. Gains and losses on disposal are determined by comparing the proceeds with the carrying amount and are recognized within 'Other operating expenses/income in the profit

Depreciation is charged to profit and loss account applying the reducing balance method.

Depreciation is charged when asset is available for use until asset is disposed off.

3.1.2 Leased assets

Leases in terms of which the Company assumes substantially all the risks and rewards of ownership, are classified as finance lease. Upon initial recognition, the leased asset is measured at an amount lower of its fair value and present value of minimum lease payments. Subsequent to initial recognition, the asset is accounted for in accordance with the accounting policy applicable to the asset. Outstanding obligations under the lease less finance cost allocated to future periods are shown as a liability.

Finance cost under lease agreements are allocated to the periods during the lease term so as to produce a constant periodic rate of finance cost on the remaining balance of principal liability for each period.

Leased assets are depreciated over the period shorter of the lease term and their useful lives unless it is reasonably certain that the Company will obtain ownership by the end of the lease term. Depreciation is charged to profit and loss account using reducing balance method.

Adam Securities Limited
Notes to the accounts

3.2 Intangible assets

These are stated at cost less accumulated amortization and impairment losses, if any. Amortization is charged using reducing balance method over assets estimated useful life, after taking into accounts residual values, useful life and amortization methods are reviewed and adjusted, if appropriate, at balance sheet date.

Amortization on additions is charged from the month the assets are put to use while no amortization is charged in the month in which the assets are disposed off.

Gain and losses on disposal of such assets, if any, are included in the profit and loss account.

3.2.1 Trading Right Entitlement Certificate

This is stated at cost less impairment, if any. The carrying amount is reviewed at each balance sheet date to assess whether it is in excess of its recoverable amount, and where the carrying value exceeds estimated recoverable amount, it is written down to its estimated recoverable amount.

3.2.2 Pakistan Mercantile Exchange - Membership card

Membership card represents corporate membership of Pakistan Mercantile Exchange with indefinite useful life. This is stated at cost less impairment, if any. The carrying amount is reviewed at each balance sheet date to assess whether this is in excess of its recoverable amount, and where the carrying value exceeds estimated recoverable amount, this is written down to its estimated recoverable amount.

3.2.3 Computer software

Expenditure incurred to acquire identifiable computer software and having probable economic benefits exceeding the cost beyond one year, is recognized as an intangible asset. Such expenditure includes the purchase cost of software (license fee) and related overhead cost.

Costs associated with maintaining computer software programs are recognized as an expense when incurred.

Computer software and license costs are stated at cost less accumulated amortization and any identified impairment loss and amortized through reducing balance method.

Amortization is charged from the month in which the related asset is available for use while no amortization is charged for the month in which such asset is disposed off.

Adam Securities Limited
Notes to the accounts

3.3 Investment property

Property that is held for long-term rental yields or for capital appreciation or for both, but not for sale in the ordinary course of business, use in the supply of services or for administrative purposes, is classified as investment property. Investment property is initially measured at its cost, including related transaction costs and borrowing costs, if any.

Subsequent expenditure is capitalized to the asset's carrying amount only when it is probable that future economic benefits associated with the expenditure will flow to the Company and the cost of the item can be measured reliably. All other repairs and maintenance costs are expenses when incurred.

3.4 Impairment

A financial asset, other than that carried at fair value through profit or loss, is assessed at each balance sheet date to determine whether there is any objective evidence that it is impaired. A financial asset is impaired if objective evidence indicates that a loss event has occurred and that the loss event has a negative effect on the estimated future cash flows of that asset.

In case of investment in equity securities classified as available for sale and measured at fair value, a significant or prolonged decline in the fair value of the security below its cost is considered in determining whether the assets are impaired. If any such evidence exists, the cumulative loss measured as a difference between the acquisition cost and the current fair value, less any impairment loss on that investment previously recognized, is transferred from other comprehensive income to the profit and loss account. Such impairment losses are not subsequently reversed through the profit and loss account.

Individually significant financial assets are tested for impairment on an individual basis. The remaining financial assets are assessed collectively in groups that share similar credit risk characteristics. All impairment losses are recognized in the profit and loss account.

The carrying amount of the Company's non financial assets and investments carried at cost are reviewed at each balance sheet date to determine whether there is any indication of impairment. If such an indication exists, the recoverable amount of the asset is estimated in order to determine the extent of impairment loss, if any. An impairment loss is recognized for the amount by which the asset's carrying amount exceeds its estimated recoverable amount. The recoverable amount is higher of an asset's fair value less cost to sell and value in use. Impairment losses are recognized in the profit and loss account.

Adam Securities Limited
Notes to the accounts

3.5 Financial assets

3.5.1 The Company classifies its financial assets in the following categories: at cost, at fair value through profit or loss, loans and receivables, available for sale and held to maturity. The classification depends on the purpose for which the financial assets were acquired. Management determines the classification of its financial assets at initial recognition.

a) Investment

All investments are initially recognised at fair value, being the cost of consideration given including transaction cost associated with the investment. All purchases and sales of securities that require delivery within the time frame established by regulation or market convention such as 'T+2' purchases and sales are recognised on settlement date basis.

Investment in subsidiary

Subsidiaries are entities controlled by the Company. The Company controls an entity when it is exposed to, or has rights to, variable returns from its involvement with the entity and has the ability to affect those returns through its power over the entity.

Investment in subsidiaries are carried at cost in accordance with IAS-27-'Consolidated and Separate Financial Statements'.

b) Financial assets at fair value through profit or loss

Financial assets at fair value through profit or loss are financial assets held for trading and financial assets designated upon initial recognition as at fair value through profit or loss. A financial asset is classified as held for trading if acquired principally for the purpose of selling in the short term. Assets in this category are classified as current assets.

c) Loans and receivables

Loans and receivables are non-derivative financial assets with fixed or determinable payments that are not quoted in an active market. They are included in current assets, except for maturities greater than twelve months after the balance sheet date, which are classified as non-current assets. Loans and receivables comprise trade debts, loans, advances, deposits, other receivables in the balance sheet.

d) Available-for-sale financial assets

Available-for-sale financial assets are non-derivatives that are either designated in this category or not classified in any of the other categories. They are included in non-current assets unless management intends to dispose of the investments within twelve months from the balance sheet date.

e) Held to maturity

Financial assets with fixed or determinable payments and fixed maturity, where management has intention and ability to hold till maturity are classified as held to maturity.

Adam Securities Limited
Notes to the accounts

- 3.5.2** All financial assets are recognized at the time when the Company becomes a party to the contractual provisions of the instrument. Regular way purchases and sales of investments are recognized on trade-date - the date on which the Company commits to purchase or sell the asset. Financial assets are initially recognized at fair value plus transaction costs except for financial assets at fair value through profit or loss. Financial assets carried at fair value through profit or loss are initially recognized at fair value and transaction costs are expensed in the profit and loss account. Financial assets are derecognized when the rights to receive cash flows from the assets have expired or have been transferred and the Company has transferred substantially all the risks and rewards of ownership. Available-for-sale financial assets and financial assets at fair value through profit or loss are subsequently carried at fair value. Loans and receivables and held-to-maturity investments are carried at amortized cost using the effective interest rate method.

Changes in the fair value of securities classified as available-for-sale are recognized in other comprehensive income. Investments in associates are accounted for using the equity method.

When securities classified as available-for-sale are sold or impaired, the accumulated fair value adjustments recognized in other comprehensive income are included in the profit and loss account as a reclassification adjustment. Interest on available-for-sale securities calculated using the effective interest method is recognized in the profit and loss account. Dividends on available-for-sale equity instruments are recognized in the profit and loss account when the Company's right to receive payments is established.

The fair value of quoted equity instruments are based on current market prices. Subsequent to initial measurement equity instruments that do not have a quoted market price in an active market and whose fair value cannot be reliably measured are stated at cost less impairment in value, if any.

- 3.5.3** Fair value is the amount for which an asset could be exchanged, or a liability settled, between knowledgeable, willing parties in an arm's length transaction on the measurement date.

When available, the Company measures the fair value of an instrument using quoted prices in an active market for that instrument. A market is regarded as active if quoted prices are readily and regularly available and represent actual and regularly occurring market transactions on an arm's length basis.

Adam Securities Limited
Notes to the accounts

3.6 Derivatives

Derivative instruments held by the Company primarily comprise of future contracts in the capital market. These are initially recognized at fair value and are subsequently re-measured at fair value. The fair value of future contracts is calculated as being the net difference between the contract price and the closing price reported on the primary exchange of the future contracts. Derivatives with positive market values (unrealized gains) are included in assets and derivatives with negative market values (unrealized losses) are included in liabilities in the balance sheet. The resultant gains and losses are included in the profit and loss account.

3.7 Securities purchased / sold under resale / repurchase agreements

Transactions of purchase under resale (reverse-repo) of marketable securities including the securities purchased under margin trading system are entered into at contracted rates for specified periods of time. Securities purchased with a corresponding commitment to resale at a specified future date (reverse-repo) are not recognized in the balance sheet. Amounts paid under these agreements in respect of reverse repurchase transactions are included in assets. The difference between purchase and resale price is treated as income from reverse repurchase transactions in marketable transactions / margin trading system and accrued over the life of the reverse repo agreement.

Transactions of sale under repurchase (repo) of marketable securities are entered into at contracted rates for specified periods of time. Securities sold with a simultaneous commitment to repurchase at a specified future date (repo) continue to be recognized in the balance sheet and are measured in accordance with accounting policies for investments. The counterparty liabilities for amounts received under these transactions are recorded as liabilities. The difference between sale and repurchase price is treated as finance cost and accrued over the life of the repo agreement.

3.8 Financial liabilities

Financial liabilities are initially recognized at fair value plus directly attributable cost, if any, and subsequently carried at amortized cost using effective interest rate method.

3.9 Offsetting financial instruments

Financial assets and liabilities are offset and the net amount reported in the balance sheet when there is a legally enforceable right to offset the recognized amounts and there is an intention to settle either on a net basis, or realize the asset and settle the liability simultaneously.

Adam Securities Limited
Notes to the accounts

3.10 Trade debts and other receivables

Trade debts and other receivables are recognized at fair value and subsequently measured at amortized cost. A provision for impairment in trade debts and other receivables is made when there is objective evidence that the Company will not be able to collect all amounts due according to original terms of receivables. Trade debts and other receivables considered irrecoverable are written off. Trade Receivables in respect of securities sold on behalf of client are recorded at settlement date of transaction.

3.11 Fiduciary assets

Assets held in trust or in a fiduciary capacity by the company are not treated as assets of the Company and accordingly are not included in these financial statements.

3.12 Cash and cash equivalents

Cash and cash equivalents in the statement of cash flows includes cash in hand, balance with banks, other short-term highly liquid investments with original maturities of three months or less, and bank overdrafts / short term borrowings. Bank overdrafts are shown within borrowings in current liabilities on the balance sheet.

3.13 Share capital

Ordinary shares are classified as equity and recognized at their face value. Incremental costs directly attributable to the issue of new shares or options are shown in equity as a deduction, net of tax, from the proceeds.

3.14 Trade and other payables

Trade and other payables are recognized initially at fair value plus directly attributable cost, if any, and subsequently measured at amortized cost using the effective interest method. Trade payables in respect of securities purchased are recorded at settlement date of transaction.

These are classified as current liabilities if payment is due within one year or less (or in the normal operating cycle of the business if longer). If not, they are presented as non-current liabilities.

3.15 Taxation

The tax expense for the year comprises current and deferred tax. Tax is recognized in the profit and loss account, except to the extent that it relates to items recognized in other comprehensive income or directly in equity. In this case the tax is also recognized in other comprehensive income or directly in equity, respectively.

Adam Securities Limited
Notes to the accounts

Current

The current income tax charge is based on the taxable income for the year calculated on the basis of the tax laws enacted or substantively enacted at the balance sheet date, and any adjustment to tax payable in respect of previous years.

Deferred

Deferred tax is recognized using balance sheet liability method, providing for all temporary differences between carrying amounts of assets and liabilities for financial reporting purposes and the amounts used for taxation purposes. Deferred tax is measured at the tax rates that are expected to be applied to the temporary differences when they reverse, based on the laws that have been enacted or substantively enacted by the reporting date.

A deferred tax asset is recognized only to the extent that it is probable that future taxable profits will be available against which temporary differences can be utilized. Deferred tax assets are reviewed at the end of each reporting period and reduced to the extent that it is no longer probable that the related tax benefit will be realized.

3.16 Provisions

Provisions are recognized when the Company has a present legal or constructive obligation as a result of past events and it is probable that an outflow of resources will be required to settle the obligation, and a reliable estimate of the amount can be made of the amount of obligation. Provisions are reviewed at each balance sheet date and adjusted to reflect current best estimate.

3.17 Financial instruments

Financial assets and financial liabilities are recognised when the Company becomes a party to the contractual provisions of the instrument and are measured initially at fair value. Financial assets are derecognized when the contractual right to the cash flow from the financial assets expires or is transferred. Financial liabilities are derecognized when they are extinguished i.e. when the obligation specified in the contract is discharged or cancelled or expired. Financial instruments carried on the balance sheet include investments, trade debts and other receivables, loans and advances, cash and bank balances, deposits, borrowings, trade and other payables and accrued and other liabilities. The particular recognition methods adopted are disclosed in the individual policy statements associated with each item.

Financial assets and financial liabilities are offset and the net amount is reported in the balance sheet only when the company has legally enforceable right to offset the recognized amount and intends either to settle on a net basis, or to realize the asset and settle the liability simultaneously.

Fair value is the amount for which an asset could be exchanged, or a liability settled, between knowledgeable willing parties in an arm's length transaction on the measurement date.

Adam Securities Limited
Notes to the accounts

When available, the Company measures the fair value of an investment using quoted price in an active market for that instrument. A market is regarded as active if quoted prices are readily and regularly available and represent actual and regularly occurring market transaction on an arm's length basis.

3.18 Foreign currency transactions and translation

Monetary assets and liabilities in foreign currencies are translated into Pakistan Rupees at the rates of exchange prevailing at the balance sheet date. Transactions in foreign currencies are translated into functional currency using the rates of exchange prevailing at the dates of the transactions. Foreign exchange gains and losses resulting from the settlement of such transactions and from the translation at year end exchange rates of monetary assets and liabilities denominated in foreign currencies are recognized in the profit and loss account.

3.19 Revenue recognition

Revenue is recognized to the extent that it is probable that the economic benefits will flow to the Company and the amount of revenue can be measured reliably. Revenue is measured at the fair value of the consideration received or receivable, net of any direct expenses. Revenue is recognized on the following basis:

- Brokerage, consultancy, advisory fee and commission etc. are recognized as and when such services are provided.
- Income from bank deposits, reverse repo and margin deposits is recognized at effective yield on time proportion basis.
- Dividend income is recorded when the right to receive the dividend is established.
- Gains / (losses) arising on sale of investments are included in the profit and loss account in the period in which they arise.
- Unrealized capital gains / (losses) arising from mark to market of investments classified as 'financial assets at fair value through profit or loss - held for trading' are included in profit and loss account for the period in which they arise.
- Rental income from investment properties is recognized on accrual basis.
- Other/miscellaneous income is recognized on receipt basis.
- Income on financial assets (including margin financing) is recognised on time proportionate basis taking into account effective / agreed rate of the instrument.
- Unrealised gains / (losses) arising from mark to market of investments classified as 'available for sale' are taken directly to other comprehensive income.
- Gains / (losses) arising on revaluation of derivatives to fair value are taken to profit and loss account under other income / other expenses.

3.20 Borrowing costs

Borrowing costs incurred on short term and long term borrowing are recognized as an expense in the period in which these are incurred.

3.21 Related party transactions

All transactions involving related parties arising in the normal course of business are conducted at normal commercial rates on the same terms and conditions as third party transactions using valuation models, as admissible, except in extremely rare circumstances where, subject to the approval of the Board of Directors, it is in the interest of the Company to do so.

Adam Securities Limited
Notes to the accounts

4 PROPERTY AND EQUIPMENT

Office	Office Equipments	Computer & Allied	Furniture & Fixtures	Air Conditioners	Motor Vehicle	Generator	Total
(Rupees)	(Rupees)	(Rupees)	(Rupees)	(Rupees)	(Rupees)	(Rupees)	(Rupees)
<u>Net carrying value basis</u>							
<u>Year ended June 30, 2017</u>							
Opening net book value (NBV)	2,418,057	505,328	1,187,273	109,558	528,441	106,312	11,529,599
Additions (at cost)	2,222,908	131,100	1,362,300	3,128,450	204,768	-	7,099,526
Revaluation surplus	7,507,492	-	-	-	50,000	-	7,507,492
Disposals (at NBV)	-	-	-	-	-	-	-
Depreciation charge	(1,214,846)	(95,464)	(764,872)	(485,701)	(1,008,694)	(15,947)	(3,695,506)
Closing net book value (NBV)	10,933,611	540,964	1,784,701	2,752,307	623,228	90,365	22,441,111
<u>Gross carrying value basis</u>							
<u>As at June 30, 2017</u>							
Cost	14,230,400	1,560,135	7,387,239	3,598,880	11,233,834	540,000	40,048,986
Accumulated depreciation	(3,296,789)	(1,019,171)	(5,602,538)	(846,573)	(5,517,899)	(449,635)	(17,607,875)
Net book value (NBV)	10,933,611	540,964	1,784,701	2,752,307	5,715,935	90,365	22,441,111
<u>Net carrying value basis</u>							
<u>Year ended June 30, 2016</u>							
Opening net book value (NBV)	2,686,730	594,504	1,100,071	128,892	5,817,505	125,073	11,029,470
Additions (at cost)	-	-	596,033	-	2,035,000	-	2,676,033
Disposals (at NBV)	-	-	-	-	-	-	-
Depreciation charge	(268,673)	(89,176)	(508,831)	(19,334)	(1,177,876)	(18,761)	(2,175,905)
Closing net book value (NBV)	2,418,057	505,328	1,187,273	109,558	6,674,629	106,312	11,529,599
<u>Gross carrying value basis</u>							
<u>As at June 30, 2016</u>							
Cost	4,500,000	1,429,035	6,024,939	470,430	11,183,834	540,000	25,441,968
Accumulated depreciation	(2,081,943)	(923,707)	(4,837,666)	(360,872)	(4,509,205)	(433,688)	(13,912,370)
Net book value (NBV)	2,418,057	505,328	1,187,273	109,558	6,674,629	106,312	11,529,599
<u>Depreciation rate (% per annum)</u>							
10%	15%	30%	15%	15%	15%	15%	15%

Adam Securities Limited
Notes to the accounts

Notes	Rupees 2017	Rupees 2016
-------	----------------	----------------

5 INTANGIBLE ASSETS

Trading Right Entitlement Certificates - Pakistan Stock Exchange Limited	5.1	10,000,000	19,000,000
Less: Impairment in value of Trading Right Entitlement Certificates	5.2	(5,000,000)	(9,000,000)
		5,000,000	10,000,000
Membership card - Pakistan Mercantile Exchange Limited		250,000	250,000
		<u>5,250,000</u>	<u>10,250,000</u>

5.1 This represents Trading Right Entitlement Certificate (TREC) received from Pakistan Stock Exchange Limited (PSX) in accordance with the requirements of the Stock Exchanges (Corporatization, Demutualization and Integration) Act, 2012 (The Act). The Company has also received shares of PSX after completion of the demutualization process.

5.2 During the year the company has measured the Trading Right Entitlement Certificate (TREC) on its fair value of Rs. 2.5 Million on the basis of new membership value fixed by PSX.

6 LONG TERM INVESTMENTS

Available-for-sale - quoted

Investment in shares of Pakistan Stock Exchange Limited	6.1	16,029,530	40,073,830
Unrealised gain on revaluation of shares of Pakistan Stock Exchange Limited		25,131,735	-
Market value as on June 30, 2017		<u>41,161,265</u>	<u>40,073,830</u>
Investment in shares of LSE Financial Services Limited	6.2	8,439,750	8,439,750
		<u>49,601,015</u>	<u>48,513,580</u>

6.1 This represents the investment in ordinary shares of Pakistan Stock Exchange Limited (PSX) received by the Company in pursuance of the promulgation of Stock Exchanges (Corporatization, Demutualization and Integration) Act, 2012. The total number of shares received by the Company were 4,007,383. During the year 2016, Divestment Committee of the Exchange had issued an invitation for Expression of Interest for acquiring upto 40% equity stake in PSX held in blocked CDC account. Thereafter, bids were submitted by interested parties and as a result of bidding process, share price of Rs. 28/share has been offered by the Anchor investor/successful investor. Sale proceeds of 40% shares sold, after retaining 10% of sale price for one year to settle any outstanding liabilities of PSX in terms of Share Purchase Agreement (SPA), have been credited to respective TRE Certificate holders.

Furthermore, in June, PSX offered Initial Public Offering (IPO) in which the Company disposed-off additional 801,477 shares (i.e. 20% stake) at a price of Rs. 28 per share. On June 23, 2017 SECP approved PSX's application for listing and thereafter, the shares were successfully listed on June 29, 2017. Accordingly, the remaining 1,602,953 shares (i.e. 40% stake) are valued at the closing market rate of Rs. 25.68 per share as of period end.

6.2 This represents the investment in 843,975 unquoted ordinary shares of M/s. LSE Financial Services Limited at allocated cost.

7 INVESTMENT PROPERTY

Opening balance at NBV		2,686,730	2,985,255
Addition at cost		-	-
Disposal at NBV		-	-
Depreciation at 10%		(268,673)	(298,526)
		<u>2,418,057</u>	<u>2,686,730</u>

Adam Securities Limited
Notes to the accounts

Notes	Rupees 2017	Rupees 2016
-------	----------------	----------------

8 LONG TERM ADVANCES & DEPOSITS

Pakistan Stock Exchange Limited	310,000	314,809
SLB basic deposit	250,000	-
National Clearing Company of Pakistan Limited	500,000	500,000
Pakistan Mercantile Exchange Limited	2,250,000	2,437,110
Central Depository Company of Pakistan	100,000	100,000
Base minimum capital	18,000,000	-
Advance against property	4,191,000	4,191,000
	25,601,000	7,542,919

9 TRADE RECEIVABLES

Considered good	9.1	17,139,721	307,745,136
Doubtful		-	-
		17,139,721	307,745,136
Provision for doubtful debts		-	-
		17,139,721	307,745,136
From clearing house		201,059,599	6,399,019
		218,199,320	314,144,155

- 9.1 Trade debts are recognised initially at invoice amount less provision for doubtful debts, if any. The aging analysis for amount receivable from clients for more than five days is as follows.

Amount due from clients for more than 5 days	3,586,369
Value of listed shares (collateral) after applying haircut on the basis of VAR	224,441,262
Amount receivable from clients exceeding the collateral held from such customers	-

10 RECEIVABLE AGAINST MARGIN FINANCING

This represents receivable against margin financing from clients amounting to **Rs. 69,276,609/-** (2016: Nil).

11 ADVANCES, DEPOSITS AND OTHER RECEIVABLES

Advance tax	162,386,302	19,488,446
Income tax refundable	-	91,466,061
Deposit book building	83,322,676	-
Exposure deposit	11.1 174,685,881	22,420,662
PMEX initial deposit	3,697,991	-
Other advances	2,900	2,900
Other receivables	5,329,984	362,364
	429,425,735	133,740,433

- 11.1 This represents deposit with National Clearing Company of Pakistan Limited against the exposure margin in respect of trade in future and ready market. These deposits carry profit at rates ranging from 2.75% to 3.1% (2016: 3.12% to 3.82%) per annum.

Adam Securities Limited
Notes to the accounts

Notes	Rupees 2017	Rupees 2016
-------	----------------	----------------

12 SHORT TERM INVESTMENTS

Investments at fair values through profit & loss

Listed equity securities

Listed equity securities	17,683,379	5,834,767
Unrealized (loss)/gain as a result of remeasurement at market value	(7,744,241)	(283,247)
Market value	<u>9,939,138</u>	<u>5,551,520</u>

13 CASH & BANK BALANCES

Cash in hand	123,180	253,358
Cash at bank		
- current accounts	14,907,188	825,105
- savings accounts	13.1 38,724,408	31,532,101
	<u>53,754,776</u>	<u>32,610,564</u>

13.1 The return on these balances is 3.75% to 4.1% (2016: 4% to 5%) per annum on daily product basis.

13.2 Detail of customer assets held in designated bank accounts and Central Depository Company (CDC) are as follows.

Customer assets held in the designated bank accounts	<u>47,834,587</u>
Customer assets held in the Central Depository Company	<u>274,887,898</u>
Securities pledged with financial institution	<u>134,492,618</u>

14 ISSUED, SUBSCRIBED & PAID-UP-CAPITAL

Ordinary shares of Rs. 10 /- each

22,280,000	Ordinary shares of Rs. 10 each fully paid in cash	222,800,000	222,800,000
2,720,000	Ordinary shares of Rs. 10 each issued for consideration other than in cash.	27,200,000	27,200,000
<u>25,000,000</u>		<u>250,000,000</u>	<u>250,000,000</u>

14.1 The shareholders are entitled to receive all distributions to them including dividend and other entitlements in the form of bonus and right shares as and when declared by the company. All shares carry "one vote" per share without restriction.

Adam Securities Limited
Notes to the accounts

Notes	Rupees 2017	Rupees 2016
-------	----------------	----------------

15 LONG TERM LOAN

From director - unsecured

15.1	130,000,000	80,000,000
------	-------------	------------

15.1 This represents unsecured markup free subordinated loan obtained from directors being repayable at the discretion of the company.

16 SHORT TERM RUNNING FINANCE - SECURED

From banking companies

16.1	20,749,615	39,312,676
------	------------	------------

16.1 Rs. 675 Million (2016: Rs. 675 Million) have been arranged from commercial banks under mark-up arrangement. Mark-up charged at the rate ranges from 3 months KIBOR + 2% to 3%, payable quarterly on the daily outstanding balances. The aggregate short-term finance is secured against pledge of shares and personal guarantee of Directors.

17 ACCRUED EXPENSES & OTHER LIABILITIES

Accrued expenses

1,532,244	932,803
-----------	---------

Accrued markup / interest

347,444	2,018,234
---------	-----------

Other liabilities

177,046,236	2,314,807
-------------	-----------

Short term loan

41,559,255	81,135,755
------------	------------

Workers welfare fund payable

17.1	-	291,682
------	---	---------

220,485,178	86,693,281
-------------	------------

17.1 During the year ended June 30, 2017, the Honorable Supreme Court of Pakistan vide its order dated September 27, 2016 revoked the amendments made in the Finance Act, 2006 and Finance Act, 2008 that broadened the scope of the obligation on industrial establishments to contribute towards Workers' Welfare Fund. The Honorable Supreme Court of Pakistan revoked the amendments pronouncing that contribution towards Workers' Welfare Fund constitutes a fee and not a tax; hence, the said amendments cannot be made through money bills (i.e. finance acts). Based on the order of the Honorable Supreme Court of Pakistan, the Company has reversed the provision for Workers' Welfare Fund recognized in prior years.

18 CONTINGENCIES AND COMMITMENTS

Guarantees issued by JS Bank Limited Rs. 40 Million (2016: Rs. 40 Million)

18.1 There are no contingencies & commitments during the year (2016 Nil)

19 OPERATING REVENUE

Brokerage commission

90,732,090	42,705,020
------------	------------

Dividend income

1,892,123	3,192,424
-----------	-----------

92,624,212	45,897,444
------------	------------

20 INVESTMENT TURNOVER

Turnover during the period comprises of the following:

During the year ended June 30, 2017

Institution

33,656,764,098

Retail

230,358,336,304

Proprietary

126,138,809,169

Total

390,153,909,571

Turnover in Value

Adam Securities Limited
Notes to the accounts

	Notes	Rupees 2017	Rupees 2016
21 ADMINISTRATIVE EXPENSES			
Directors' remuneration	28	3,600,000	1,200,000
Staff salaries & allowances		30,041,302	21,605,170
Rent, rates and taxes		954,695	874,380
Communication expenses		244,058	1,105,809
Utilities & telephone expenses		3,633,258	1,188,093
Printing, stationery & computers		1,221,275	1,222,692
Donation expense		525,000	200,000
Travelling & conveyance		480,709	1,018,133
Postage & courier		169,478	85,836
Internet and Gateway		1,755,223	1,528,701
Entertainment		2,681,345	2,749,778
Repair and maintenance		1,394,413	801,577
Fees & subscription		4,658,279	3,911,092
Insurance		20,000	-
Audit fee		150,000	150,000
Commission expense		11,757,039	-
Advertisement		17,800	-
Service & transaction charges		28,163,475	23,876,914
Vehicle running and maintenance		454,208	876,150
Depreciation		3,213,430	2,474,430
Misc. & General		332,637	210,934
		95,467,624	65,079,688
22 FINANCIAL CHARGES			
Mark up on short term running finance		7,952,487	9,919,146
Bank charges		394,365	760,441
		8,346,852	10,679,587
23 OTHER CHARGES			
Workers' Welfare Fund		-	291,682
		-	291,682
24 OTHER INCOME			
From financial assets			
Islamic income fund profit		38,544	10,896
Profit on bank deposit		3,776,836	1,596,403
Profit on MFS investment		5,016,752	-
Profit on deposits against PSX exposure		1,916,005	1,156,974
Profit on PMEX deposits		9,834	-
IPO commission		635,564	2,903,841
Cost recoveries		24,349,123	17,888,068
Other commission		22,675	240,153
Profit on MTS margin		575,532	160,730
		36,340,865	23,957,064
From non-financial assets			
Reversal of Workers' Welfare Fund		291,682	-
Rental income		4,392,288	4,392,288
		41,024,835	28,349,352

Adam Securities Limited
Notes to the accounts

Notes	Rupees 2017	Rupees 2016
-------	----------------	----------------

25 TAXATION

Current	17,631,577	3,972,718
Prior	9,263,316	5,658,756
	<u>26,894,893</u>	<u>9,631,474</u>

25.1 Relationship between income tax expense and accounting profit

Income before taxation	<u>113,123,108</u>	<u>14,009,166</u>
Tax at the applicable tax rate of 31% (2016 : 32%)	35,068,163	4,482,933
Tax effect of income taxed at lower tax rates	(28,688,762)	(5,863,215)
Tax effect of exempt income	(90,421)	-
Tax effect of non deductible expenses	9,214,204	5,443,640
Tax effect of amount relating to prior year	9,263,316	5,658,756
Others	2,128,393	(90,639)
	<u>26,894,893</u>	<u>9,631,474</u>

26 EARNINGS PER SHARE- BASIC & DILUTED

Profit after taxation	86,228,215	4,377,692
Number of shares at the end of the year	25,000,000	25,000,000
	<u>3.45</u>	<u>0.18</u>

27 CASH AND CASH EQUIVALENTS

Cash and cash equivalents at the end of the reporting year as shown in the cash flow statement are reconciled to the related items in the balance sheet as follows:

Short term running finance	(20,749,615)	(39,312,676)
Cash & bank balances	53,754,776	32,610,564
	<u>33,005,161</u>	<u>(6,702,112)</u>

28 REMUNERATION OF DIRECTORS AND CHIEF EXECUTIVE

	2017		2016	
	Directors	Chief Executive	Directors	Chief Executive
Remuneration	<u>1,800,000</u>	<u>1,800,000</u>	<u>600,000</u>	<u>600,000</u>
Number of person(s)	<u>1</u>	<u>1</u>	<u>1</u>	<u>1</u>

Adam Securities Limited
Notes to the accounts

29 FINANCIAL INSTRUMENTS AND RELATED DISCLOSURES

29.1 Financial instruments by category

29.1.1 Financial assets

2017					
	At fair value through profit or loss - held for	Available for sale	Loans and receivables	Other financial assets	Total
Long term investments	-	49,601,015	-	-	49,601,015
Investment property	-	-	-	2,418,057	2,418,057
Long term loans, advances & deposits	-	-	25,601,000	-	25,601,000
Short term investments	9,939,138	-	-	-	9,939,138
Trade debts - unsecured	-	-	218,199,320	-	218,199,320
Receivables against margin financing	-	-	69,276,609	-	69,276,609
Short term deposits, advances & other	-	-	429,425,735	-	429,425,735
Cash and bank balances	-	-	-	53,754,776	53,754,776
	9,939,138	49,601,015	742,502,663	56,172,833	858,215,650

2016					
	At fair value through profit or loss - held for	Available for sale	Loans and receivables	Other financial assets	Total
Long term investments	-	48,513,580	-	-	48,513,580
Investment property	-	-	-	2,686,730	2,686,730
Long term loans, advances & deposits	-	-	7,542,919	-	7,542,919
Short term investments	5,551,520	-	-	-	5,551,520
Trade debts - unsecured	-	-	314,144,155	-	314,144,155
Receivables against margin financing	-	-	-	-	-
Short term deposits, advances & other	-	-	133,740,433	-	133,740,433
Cash and bank balances	-	-	-	32,610,564	32,610,564
	5,551,520	48,513,580	455,427,507	35,297,294	544,789,901

29.1.2 Financial liabilities

	2017		
	Amortised cost	At fair value through profit or	Total
Long term loan	130,000,000	-	130,000,000
Short term running finance	20,749,615	-	20,749,615
Trade payables	72,415,070	-	72,415,070
Accrued expenses & other liabilities	220,485,178	-	220,485,178
	443,649,864	-	443,649,864

	2016		
	Amortised cost	At fair value through profit or	Total
Long term loan	80,000,000	-	80,000,000
Short term running finance	39,312,676	-	39,312,676
Trade payables	31,423,339	-	31,423,339
Accrued expenses & other liabilities	86,693,281	-	86,693,281
	237,429,296	-	237,429,296

Adam Securities Limited
Notes to the accounts

30 FINANCIAL RISK MANAGEMENT

The Board of Directors of the Company has overall responsibility for the establishment and oversight of the Company's risk management framework. The Company has exposure to the following risks from its use of financial instruments:

- Market risk
- Liquidity risk
- Credit risk
- Operational risk

30.1 Market risk

Market risk is the risk that the fair value or future cash flows of financial instruments will fluctuate due to changes in market variables such as interest rates, foreign exchange rates and equity prices.

(i) Interest rate risk

Interest rate risk is the risk that the value of the financial instrument will fluctuate due to changes in the market interest rates. The Company is exposed to such risk mainly in respect of short-term borrowings. Management of the Company estimates that 1% increase in the market interest rate, with all other factors remaining constant, would increase the Company's loss by **Rs. 207,496/-** and a 1% decrease would result in a decrease in the Company's loss by the same amount. However, in practice, the actual results may differ from the sensitivity analysis.

(ii) Foreign currency risk

Foreign currency risk is the risk that the fair value or future cash flows of a financial instruments will fluctuate because of changes in foreign exchange rates. The Company does not have any financial instruments in foreign currencies and hence is not exposed to such risk.

(iii) Equity price risk

Equity price risk is the risk of volatility in share price resulting from their dependence on market sentiments, speculative activities, supply and demand for shares and liquidity in the market. Management of the Company estimates that a 10% increase in the overall equity prices in the market with all other factors remaining constant would increase the Company's profit by **Rs 993,914/-** and a 10% decrease would result in a decrease in the Company's profit by the same amount. However, in practice, the actual results may differ from the sensitivity analysis.

30.2 Liquidity risk

Liquidity risk is the risk that the Company will encounter difficulty in meeting its financial obligations associated with its financial liabilities that are settled by delivering cash or another financial assets. Liquidity risk arises because of the possibility that the Company could be required to pay its liabilities earlier than expected or difficulty in raising funds to meet commitments associated with financial liabilities as they fall due. Prudent liquidity risk management implies maintaining sufficient cash and marketable securities, the availability of funding to an adequate amount of committed credit facilities and the ability to close out market options due to the dynamic nature of the business. The Company's treasury aims at maintaining flexibility in funding by keeping committed credit lines available. The following are the contractual maturities of financial liabilities.

	2017					
	Carrying amount	Contractual cash flows	Six month or less	Six to twelve months	One to two years	Two to five years
	(Rupees)					
Financial liabilities						
Long term loan	130,000,000	130,000,000	-	130,000,000	-	-
Deferred tax liability - net	-	-	-	-	-	-
Short term running finance	20,749,615	20,749,615	-	20,749,615	-	-
Trade payables	72,415,070	72,415,070	-	72,415,070	-	-
Accrued expenses & other liabilities	-	-	-	-	-	-
	220,485,178	220,485,178	-	220,485,178	-	-
	443,649,864	443,649,864	-	443,649,864	-	-

Adam Securities Limited
Notes to the accounts

2016

Carrying amount	Contractual cash flows	Six month or less	Six to twelve months	One to two years	Two to five years
----- (Rupees) -----					
Financial liabilities					
Long term loan	80,000,000	80,000,000	-	-	80,000,000
Short term running finance	39,312,676	39,312,676	-	39,312,676	-
Trade payables	31,423,339	31,423,339	-	31,423,339	-
Accrued expenses & other liabilities	-	-	-	-	-
	86,693,281	86,693,281	-	86,693,281	-
	237,429,296	237,429,296	-	157,429,296	80,000,000

30.3 Credit risk

Credit risk is the risk that one party to a financial instrument will fail to discharge an obligation and cause the other party to incur a financial loss, without taking into account the fair value of any collateral. Credit risk arises from the inability of the issuers of the instruments, the relevant financial institutions or counter parties in case of placements or other arrangements to fulfill their obligations.

Exposure to credit risk

Credit risk of the Company arises principally from the trade debts, short term investments, loans and advances, deposits and other receivables. The carrying amount of financial assets represents the maximum credit exposure. To reduce the exposure to credit risk, the Company has developed its own risk management policies and guidelines whereby clients are provided trading limits according to their worth and proper margins are collected and maintained from the clients. The management continuously monitors the credit exposure towards the clients and makes provision against those balances considered doubtful of recovery.

The Company's policy is to enter into financial contracts in accordance with the internal risk management policies and investment and operational guidelines approved by the Board of Directors. In addition, credit risk is also minimised due to the fact that the Company invests only in high quality financial assets, majority of which have been rated by a reputable rating agency. All transactions are settled / paid for upon delivery. The Company does not expect to incur material credit losses on its financial assets. The maximum exposure to credit risk at the reporting date is follows:

	Rupees 2017	Rupees 2016
Long term investment	49,601,015	48,513,580
Investment property	2,418,057	2,686,730
Long term advances & deposits	25,601,000	7,542,919
Trade receivables	218,199,320	314,144,155
Receivables against margin financing	69,276,609	-
Advances, deposits, pre-payments & other receivables	429,425,735	133,740,433
Short term investments	9,939,138	5,551,520
Cash & bank balances	53,754,776	32,610,564
	858,215,650	544,789,901

Concentration of credit risk

Concentration of credit risk exists when changes in economic or industry factors similarly affect groups of counterparties whose aggregate exposure is significant in relation to the Company's total exposure. The Company's portfolio of financial instruments is broadly diversified and transactions are entered into with diverse credit-worthy counterparties thereby mitigating any significant concentrations of credit risk.

Adam Securities Limited
Notes to the accounts

30.4 Operational risk

Operational risk is the risk of direct or indirect loss arising from a wide variety of causes associated with the processes, technology and infrastructure supporting the Company's operations either internally within the Company or externally at the Company's service providers, and from external factors other than credit, market and liquidity risks such as those arising from legal and regulatory requirements and generally accepted standards of investment management behaviour. Operational risks arise from all of the Company's activities.

The Company's objective is to manage operational risk so as to balance limiting of financial losses and damage to its reputation with achieving its investment objective of generating returns for Investors.

The primary responsibility for the development and implementation of controls over operational risk rests with the board of directors. This responsibility encompasses the controls in the following areas.

- requirements for appropriate segregation of duties between various functions, roles and responsibility;
- requirements for the reconciliation and monitoring of transactions;
- compliance with regulatory and other legal requirements;
- documentation of controls and procedures;
- requirements for the periodic assessment of operational risks faced, and the adequacy of controls and procedures to address the risks identified;
- ethical and business standards;
- risk mitigation, including insurance where this is effective.

30.5 Fair value of financial instruments

The carrying values of all financial assets and liabilities reflected in these financial statements approximate to their fair value. The Company measures fair values using the following fair value hierarchy that reflects the significance of the inputs used in making the measurements:

Level 1 : Fair value measurements using quoted prices (unadjusted) in active markets for identical assets or liabilities.

Level 2 : Fair value measurements using inputs other than quoted prices included within Level 1 that are observable for the asset or liability, either directly (i.e. as prices) or indirectly (i.e. derived from prices).

Level 3 : Fair value measurements using inputs for the asset or liability that are not based on observable market data (i.e. unobservable inputs).

Fair value of the financial assets that are traded in active markets are based on quoted market prices or dealer prices quotations.

The table below analyses financial instruments measured at fair value at the end of the reporting period by the level in the fair value hierarchy into which the fair value measurement is categorised:

Adam Securities Limited
Notes to the accounts

Financial assets at fair value through profit and loss

	2017			
	Level 1	Level 2	Level 3	Total
Listed securities	9,939,138	-	-	9,939,138
	9,939,138	-	-	9,939,138
Available for sale				
Investment in shares of Pakistan Stock Exchange Limited	41,161,265	-	-	41,161,265
Investment in shares of LSE Financial Services Limited		-	8,439,750	8,439,750
	41,161,265	-	8,439,750	49,601,015

Financial assets at fair value through profit and loss

	2016			
	Level 1	Level 2	Level 3	Total
Listed securities	5,551,520	-	-	5,551,520
	5,551,520	-	-	5,551,520
Available for sale				
Investment in shares of Pakistan Stock Exchange Limited	-	-	40,073,830	40,073,830
Investment in shares of LSE Financial Services Limited	-	-	8,439,750	8,439,750
	-	-	48,513,580	48,513,580

During the year ended 30 June, 2017, investment in shares of Pakistan Stock Exchange Limited were transferred from level 3 to level 1 after it's listing.

30.6 Capital management

The primary objective of the Company's capital management is to maintain healthy capital ratios, strong credit rating and optimal capital structure in order to ensure ample availability of finance for its existing operations, for maximizing shareholder's value, for tapping potential investment opportunities and to reduce cost of capital.

The Company manages its capital structure and makes adjustment to it, in light of changes in economic conditions. In order to maintain or adjust the capital structure, the Company may adjust the amount of dividends paid to shareholders or issue new shares.

The Company finances its operations through equity, borrowing and management of its working capital with a view to maintain an appropriate mix between various sources of finance to minimise risk.

Adam Securities Limited
Notes to the accounts

31 OPERATING SEGMENT

These financial statements have been prepared on the basis of a single reportable segment as the Company's asset allocation decisions are based on a single and integrated business strategy.

All non current assets of the Company as at 30 June 2017 are located in Pakistan.

32 RELATED PARTY TRANSACTIONS

Parties are considered to be related if one party has the ability to control the other party or exercise significant influence over other party in making financial and operating decisions.

The related parties comprise of major shareholders, associated companies with or without common directors, directors of the company and key management personnel, staff provident fund and financial institution having nominee on the Board of Directors.

33 NUMBER OF EMPLOYEES

The total employees at year end excluding the contractual employees were 54 (2016: 73) and the average number of employees during the year was 64 (2016: 73).

34 PATTERN OF SHAREHOLDING

Number of Shares	Name of shareholders	June 30, 2017 Percentage of Holding
12,980,500	Abdul Majeed Adam	51.9220%
12,019,400	Noman	48.0776%
100	Individual	0.0004%
25,000,000		100%

35 DATE OF AUTHORIZATION FOR ISSUE

These financial statements have been authorized for issue by the Board of Directors of the Company on **06 OCT 2017**.

36 GENERAL

36.1 Figures have been re-arranged and re-classified wherever necessary, for the purpose of better presentation. No major reclassifications were made in these financial statements.

36.2 Figures have been rounded off to the nearest rupee.


Chief Executive


Director

